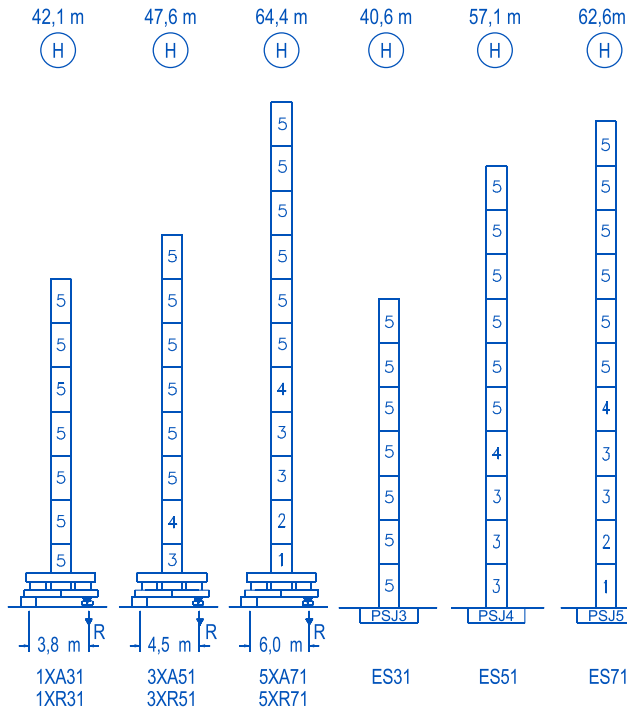


R	R(Cmax)	Cmax	25	30	34	40	44	50	55	60
60	33,5 m 17,5 m	4000 8000	4000 5365	4000 4350	3885 3775	3230 3095	2895 2750	2490 2345	2225 2075	2000 1850
55	33,5 m 17,7 m	4000 8000	4000 5420	4000 4395	3930 3795	3270 3125	2930 2785	2520 2375	2250 2100	
50	33,2 m 17,5 m	4000 8000	4000 5375	4000 4355	3900 3765	3240 3100	2905 2760	2500 2350		
44	35,6 m 18,8 m	4000 8000	4000 5805	4000 4715	4000 4080	3515 3365	3150 3000			
40	36,0 m 18,9 m	4000 8000	4000 5860	4000 4760	4000 4120	3550 3400				
34	34,0 m 19,2 m	4000 8000	4000 5970	4000 4850	4000 4200					
30	30,0 m 19,2 m	4000 8000	4000 5970	4000 4850						

Heights under hook
吊钩高度 \varnothing 1,6 m

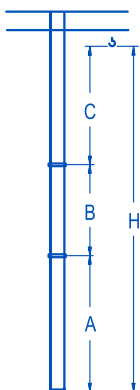


N°	Ref.	\varnothing	h
1	SJ15	1,6	5,5
2	TSJ15	1,6	5,5
3	SJ14	1,6	5,5
4	TSJ14	1,6	5,5
5	SJ13	1,6	5,5

R. max. 最大反力	In operation 工作状态	1XR31.....74,0 t 3XR51.....71,9 t 5XR71.....82,4 t
	Out of service 非工作状态	1XR31.....81,7 t 3XR51.....89,4 t 5XR71.....125,4 t

Other wind zones or additional hook heights on request
其他风区或另外的吊钩高度请咨询

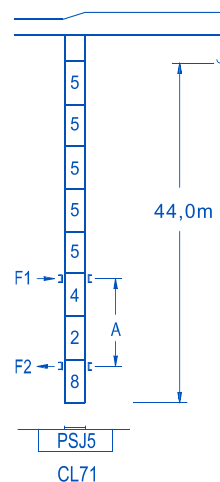
Braced crane
塔机附着



	1XA31	3XA51	5XA71
A max	29,1	34,6	51,4
B max	- 22,0	- 22,0	- 22,0
C max	35,0 35,0	35,0 35,0	35,0 35,0
H max	64,1 86,1	69,6 91,6	86,4 108,4

	ES31	ES51	ES71
A max	27,6	44,1	49,6
B max	- 22,0	- 22,0	- 22,0
C max	35,0 35,0	35,0 35,0	35,0 35,0
H max	62,6 84,6	79,1 101,1	84,6 106,6

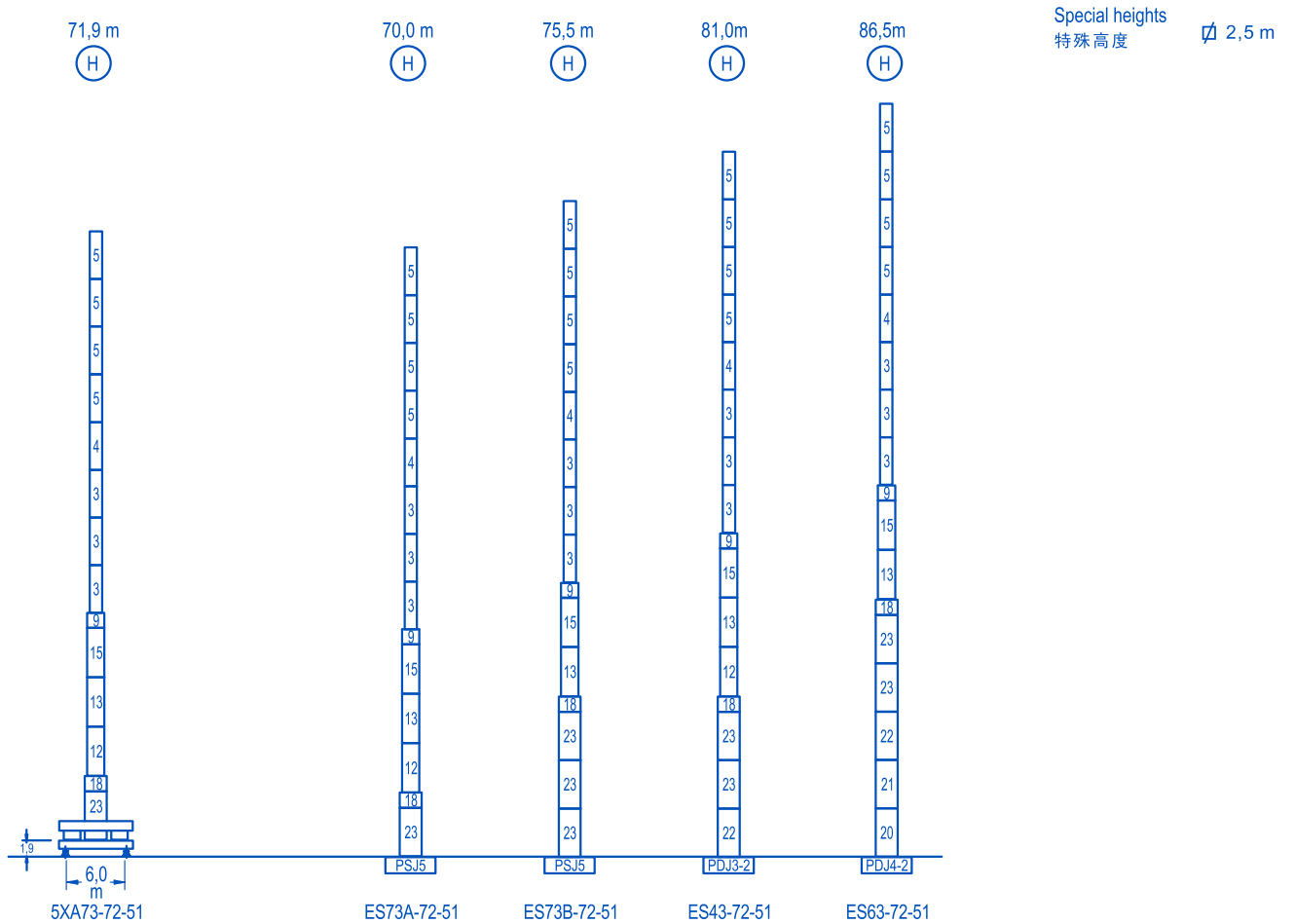
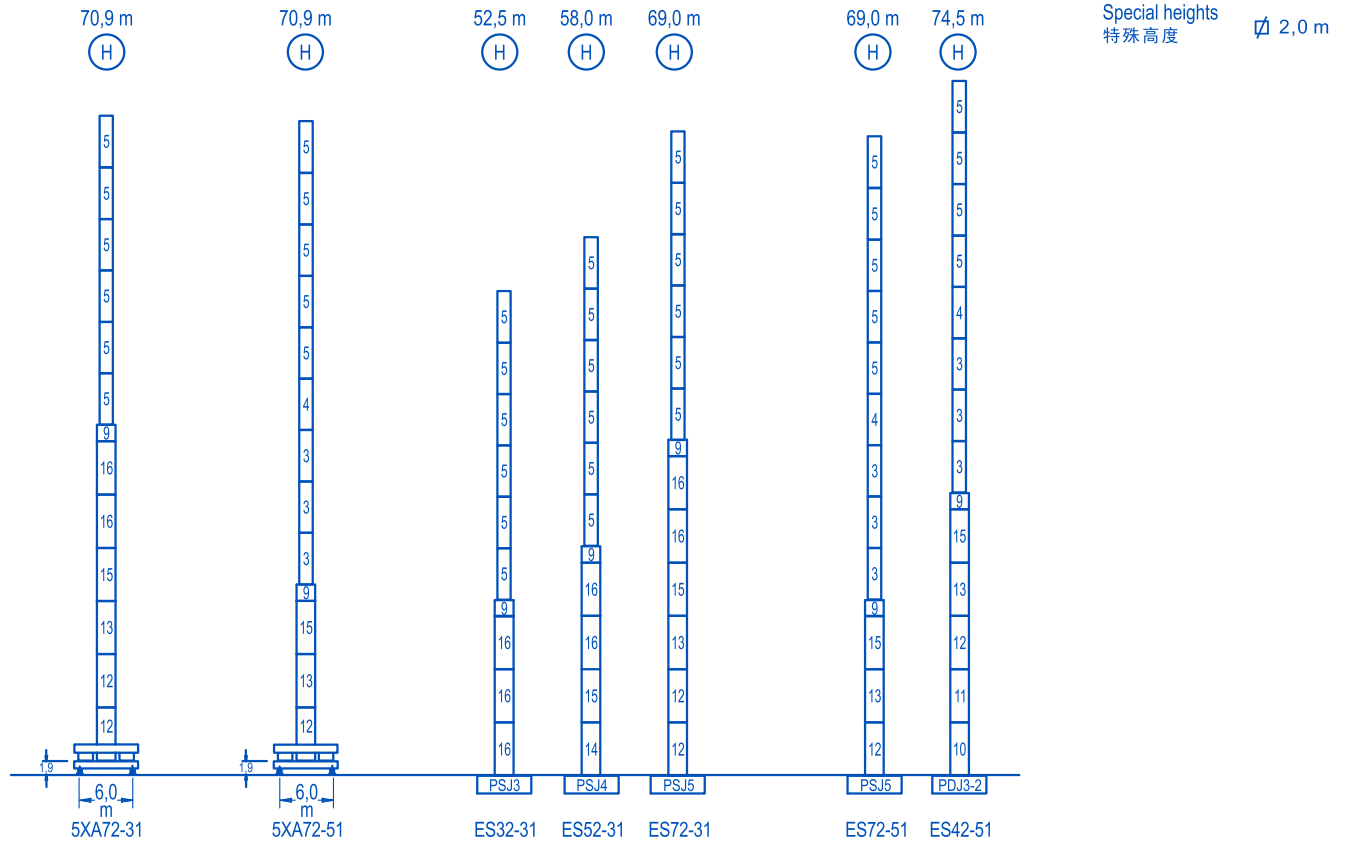
Internal climbing crane
内爬塔机



N°	Ref.	\varnothing	h
2	TSJ15	1,6	5,5
4	TSJ14	1,6	5,5
5	SJ13	1,6	5,5
8	CLSJ15	1,6	3,1


Other wind zones or additional hook heights on request
其他风区或另外的吊钩高度请咨询


Climbing inside building on request
使用内爬结构请咨询





N°	Ref.	\varnothing	h	N°	Ref.	\varnothing	h	N°	Ref.	\varnothing	h	N°	Ref.	\varnothing	h
3	SJ14	1,6	5,5	10	DJ23	2,0	5,5	14	SJ24	2,0	5,5	20	TDJ34	2,5	5,5
4	TSJ14	1,6	5,5	11	TDJ23A	2,0	5,5	15	TSJ24	2,0	5,5	21	DJ33	2,5	5,5
5	SJ13	1,6	5,5	12	SJ25	2,0	5,5	16	SJ23	2,0	5,5	22	TDJ33A	2,5	5,5
9	TMSJ23	2,0	1,0	13	TSJ25	2,0	5,5	18	TMSJ35	2,5	1,0	23	SJ35	2,5	5,5

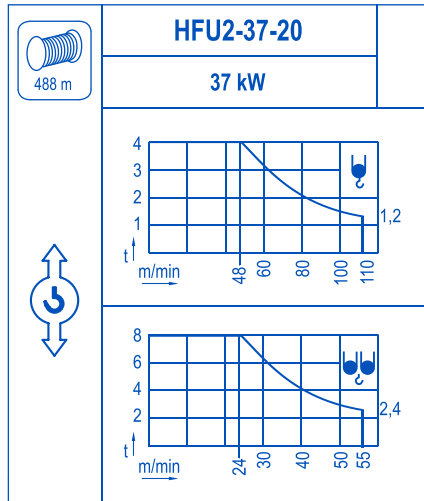
Other wind zones or additional hook heights on request
其他风区或另外的吊钩高度请咨询

	TFU-4.0
	4 kW
0 ⇄ 66 m/min	

	SWR-7.5
	2 x 75 Nm
0 ⇄ 0,7 rpm	

	TS2-5.5	RT-7.5
	2 x 55 Nm	2 x 75 Nm
	0 ⇄ 20 m/min	
	1XR31 3XR51	5XR71

	RT-7.5VC
	2 x 75 Nm
	0 ⇄ 20 m/min
	5XR71



POWER / 功率				Operating voltage / 工作电压	Generator / 发电机
Hoist / 起升机构	Trolley / 变幅机构	Slewing / 回转机构	Travel / 行走机构		
HFU2-37-20	TFU-4.0	(2x) SWR-7.5	(2x) TS2-5.5 (2x) RT-7.5	380 V 3ph 50 Hz	110 KVA

Optional 选项
*